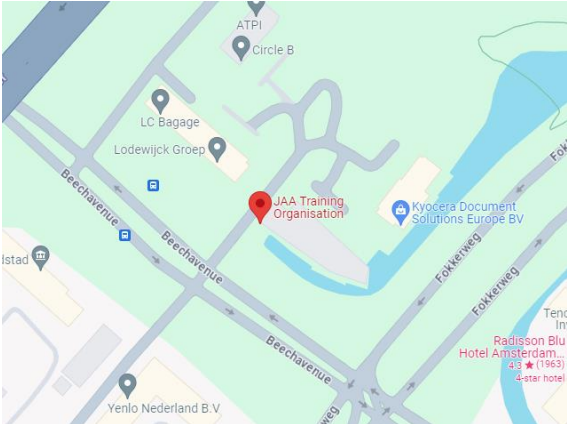



ACI Global Training Fact Sheet

JAA Training Organisation (JAA TO)


City, Country	Amsterdam, The Netherlands
Training Location:	<p>Beechavenue 1 - 19 1119 RA, Schiphol-Rijk</p>  <p>View on Google Maps</p> <p>Parking spaces are available to course participants and visitors traveling by car in front of the JAA TO training centre. When you arrive at the business centre, drive up the ramp and follow the JAA TO signs for Beechavenue 1 - 19. Keep right, and the car park will be available on your right. Parking spaces may be limited, but you can reserve a parking spot ahead of time by emailing reception@jaato.com</p>
Directions to the classroom:	<p>See above. More details & directions: https://jaato.com/hq/</p> <p>For public transport, check https://jaato.com/media/nextgear_cms/mediafile/Public_Transport_-_Directions.pdf</p>
Class start and end times:	9:00 a.m. to 5:00 p.m. daily

First day of class:	<p>On the first day, trainees are instructed to check-in at the JAA TO Reception Desk in the lobby of the building. Names, training enrollment and other logistical details are checked before instructions to the respective classrooms are given. Please arrive min. 20 minutes prior to the start of the course to allow for sufficient check-in time.</p>
Meeting Point and Time:	<p>In general, training courses start at 09:00 a.m. each day (unless agreed otherwise with instructor and trainees) in the respective JAA TO classrooms. After registration on the first day of class at the JAA TO Reception Desk, trainees are free to move directly to their classrooms.</p> <p>Prior to the training course date, JAA TO sends out personal emails informing about the facility, check-in procedure and other details.</p>
On-site contact:	<p>JAA TO Reception Desk; reception@jaato.com</p> <p>Tel: +31 (0) 23 56 79 790</p>
Security clearance:	<p>No security clearance is needed to access the classrooms. On the first day, names of the trainees are checked against the enrollment sheet.</p>
Ground transportation From/to the airport:	<p>The JAA TO training facility is easily accessible by bus from Schiphol Airport. Buses at Schiphol Airport are operated by Connexxion. We recommend using https://9292.nl/en or Google Maps to help plan your journey.</p> <p>The bus line that stops near the Beechavenue facility is:</p> <p>Bus 181 departing from Platform B4 - B6 at Schiphol Airport Plaza</p> <ul style="list-style-type: none"> ➔ get off at Knooppunt Schiphol Zuid and walk ca. 300m to Beechavenue 1-19 location ➔ More details: https://jaato.com/media/nextgear_cms/mediafile/Public_Transport_-_Directions.pdf
Suggested Hotel Accommodation:	<p>Below is an overview of hotels all in walking distance or with public transport connection to the JAA TO training centre. Currently the Radisson Blu Hotel Amsterdam Airport has the best availability.</p> <p>Radisson Blu Hotel Amsterdam Airport Boeing Avenue 2 1119 PB Schiphol-Rijk The Netherlands +31 (0) 20 655 3131</p> <p>Hyatt Place Amsterdam Airport Rijnlanderweg 800 2132 NN Hoofddorp The Netherlands +31 (0) 20 542 1285</p>

	More details: https://jaato.com/hotel/
Hotel Reservation process:	ACI GT course participants are responsible for making their own hotel reservations by contacting any of the recommended hotels or making other arrangements. Each hotel will offer the best available rate.
Visa and passport requirements:	<p>It is the responsibility of the trainee to clarify if they are in need of a visum to enter the country where the training course is delivered and to check with the Embassy the procedure and duration of the visa application.</p> <p>In the event the trainee needs a visum for entry in the country where the training course is held, an invitation letter from JAA TO can be requested via training@jaato.com as soon as possible considering the lead time required by the Embassy for issuing visa. The course fee shall be received in full by JAA TO prior.</p> <p>More details in the Terms & Conditions, paragraph IV.</p> <p>Dutch Government:</p> <ul style="list-style-type: none"> - https://www.government.nl/topics/holidays-and-travels/check-visa-netherlands - https://www.netherlandsworldwide.nl/theme/travel
Health requirements	<p>Kindly familiarise yourself with the health entry requirements specific to your destination by visiting the website of the relevant health authorities or regulatory bodies.</p> <p>Dutch Ministry of Health: https://www.government.nl/topics/holidays-and-travels</p>
Cell/Mobile phone systems	GSM - local sim cards available at the airport
Electricity and plugs	<p>The Netherlands uses the Type F electrical plug. This plug has two round pins, spaced about 2 cm apart, and is the same as those used in many countries in Continental Europe. The standard voltage is 230-volts, but some hotels have special plugs for 110 or 120-volt shavers.</p> 

THE VOICE OF THE WORLD'S AIRPORTS



Local currency and Exchange	Euros (€) Various airport currency exchange offices located at the airport, hotels and banks
Other information	More information on Amsterdam & The Netherlands: https://jaato.com/hq/tourist-info/ 

For additional information please contact the ACI Global Training team at training@aci.aero.