



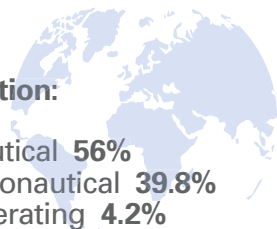
Airport economics at a glance*

Global industry revenue

\$151.8
BILLION

Distribution:

Aeronautical **56%**
Non-aeronautical **39.8%**
Non-operating **4.2%**



Global aeronautical revenue per passenger

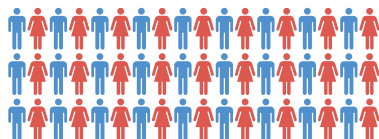
\$11.23

Total cost per passenger

\$15.58

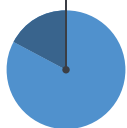
Global non-aeronautical revenue per passenger

\$ 7.97



17.2%

Industry net profit margin



17.2%

6.4%

Global return on invested capital



6.4%

Distribution of non-aeronautical revenue by key source:



Retail concessions
26%



Car parking
22.6%



Property & real estate
15.7%



Other
35.7%

*Refers to 2015 financial year